



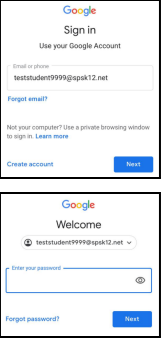
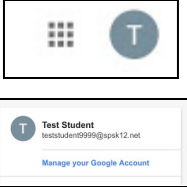
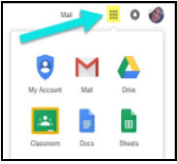
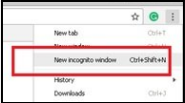


Parent's Guide to Google Classroom

Your child was provided with a secure login and password that is unique to them.
Check with his/her teacher to obtain this private information OR ask them to add you as a parent via email.

	<p>1. OPEN GOOGLE CHROME Click on the Chrome Browser icon.</p>
	<p>2. Type www.google.com into your web address bar.</p> 
	<p>3. SIGN IN Click on SIGN IN in the upper right hand corner of the browser window.</p>
	<p>4. LOGIN CREDENTIALS Type in your child's GSuite account and click next. Student GSuite account: <u>first name + last name + last 4 digits student ID @spsk12.net</u></p> <p>Type in your child's password and click next.</p>
	<p>5. NOW YOU'LL SEE that you are logged into your child's Google for Education account.</p>
	<p>6. GOOGLE CLASSROOM Click on the waffle (grid of nine) Click on the Google Classroom icon Select the class you want to view (your child may have multiple classrooms) Watch a tutorial video at: https://www.youtube.com/watch?v=zlowi-gmbys</p>
	<p>7. *INCOGNITO WINDOW (*if someone else is logged into the Chrome browser utilize this option) Click on the snowman (three dots) in top right corner of the Chrome browser Click New Incognito Window Type in the web address: classroom.google.com Login with student credentials listed in step 4</p>

Parent's Guide to Google Classroom



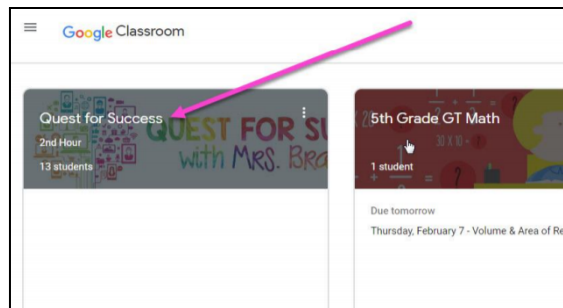
What is Google Classroom?

Think of Google Classroom (GC) as your child's digital link to learning. Teachers use GC to share assignments, newsletters, homework, and more with students and parents.

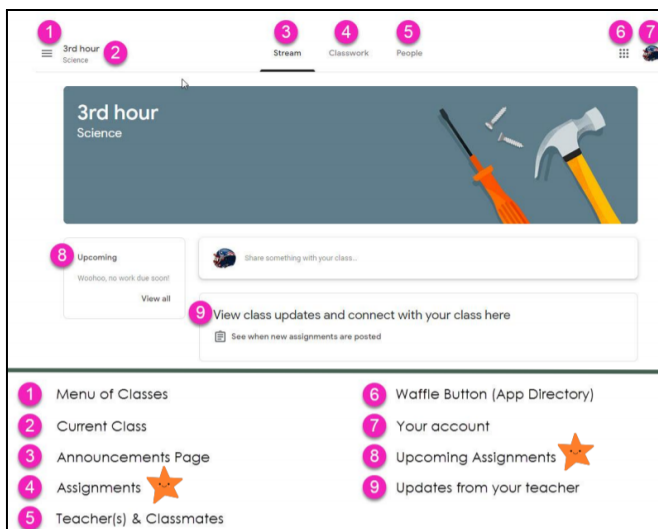
Your child must login with his/her login credentials to access GC. You will not be able to access a child's GC using your email credentials.

Navigating Google Classroom

After logging into Google Classroom, select the class you wish to view (your child may have multiple classrooms)



Page tools



Assignment details

